

928814-1 ✓ ACTIVE

FASTON | FASTON 250

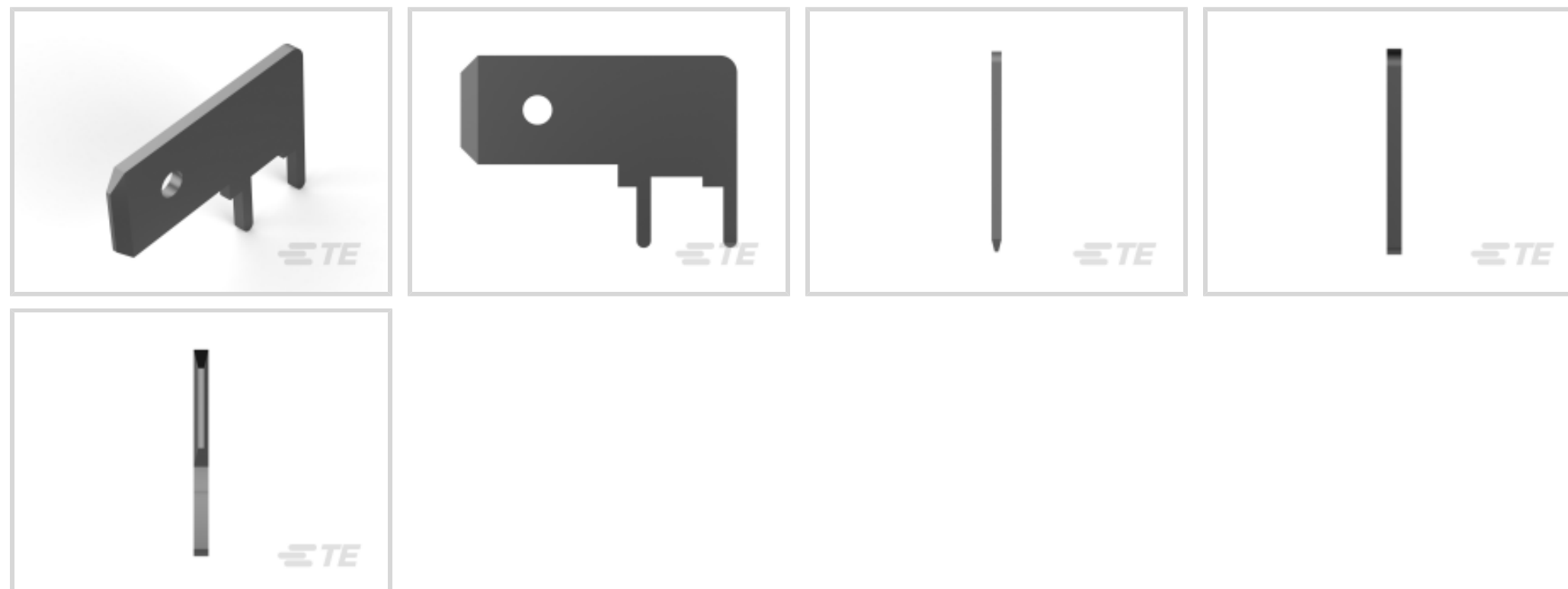
TE Internal #: 928814-1

PCB Terminals, Tab, Mating Tab Width .25 in [6.35 mm], PCB Hole Diameter 1.4 mm [.055 in], Through Hole - Screw, Tin Plating, Box, FASTON 250

[View on TE.com >](#)



Terminals & Splices > PCB Terminals



PCB Terminal Type: **Tab**

PCB Thickness (Recommended): 1.57 – 2.5 mm [ .062 – .098 in ]

Mating Tab Width: 6.35 mm [ .25 in ]

Mating Tab Thickness: .81 mm [ .032 in ]

PCB Hole Diameter: 1.4 mm [ .055 in ]

## Features

### Configuration Features

Stud Hole	No
Terminal Angle	90 °

### Body Features

Plating Thickness	7 μm[279.79 μin]
-------------------	------------------

### Contact Features

Contact Plating Material	Tin
PCB Terminal Type	Tab
Mating Tab Width	6.35 mm[.25 in]
Mating Tab Thickness	.81 mm[.032 in]
Terminal Plating Material	Tin
Terminal Size	6.35
Terminal Orientation	Right Angle

### Termination Features

Termination Method to Printed Circuit Board	Through Hole - Screw
---	----------------------



Product Terminates To	Printed Circuit Board
-----------------------	-----------------------

### Dimensions

Extension Below Board	3.5 mm[.137 in]
Receptacle Terminal Stock Thickness	.81 mm[.032 in]
PCB Thickness (Recommended)	1.57 – 2.5 mm[.062 – .098 in]
PCB Hole Diameter	1.4 mm[.055 in]
Profile Height from PCB	7.6 mm[.303 in]

### Usage Conditions

Insulation Option	Uninsulated
Operating Temperature Range	-55 – 105 °C[-67 – 221 °F]

### Packaging Features

Packaging Quantity	10000
Packaging Method	Box

### Product Compliance

[For compliance documentation, visit the product page on TE.com>](#)

EU RoHS Directive 2011/65/EU	Compliant
EU ELV Directive 2000/53/EC	Compliant
China RoHS 2 Directive MIIT Order No 32, 2016	No Restricted Materials Above Threshold
EU REACH Regulation (EC) No. 1907/2006	Current ECHA Candidate List: JUNE 2022 (224) Candidate List Declared Against: JUNE 2022 (224) Does not contain REACH SVHC
Halogen Content	Low Halogen - Br, Cl, F, I < 900 ppm per homogenous material. Also BFR/CFR/PVC Free
Solder Process Capability	Wave solder capable to 265°C

#### Product Compliance Disclaimer

This information is provided based on reasonable inquiry of our suppliers and represents our current actual knowledge based on the information they provided. This information is subject to change. The part numbers that TE has identified as EU RoHS compliant have a maximum concentration of 0.1% by weight in homogenous materials for lead, hexavalent chromium, mercury, PBB, PBDE, DBP, BBP, DEHP, DIBP, and 0.01% for cadmium, or qualify for an exemption to these limits as defined in the Annexes of Directive 2011/65/EU (RoHS2). Finished electrical and electronic equipment products will be CE marked as required by Directive 2011/65/EU. Components may not be CE marked. Additionally, the part numbers that TE has identified as EU ELV compliant have a maximum concentration of 0.1% by weight in homogenous materials for lead, hexavalent chromium, and mercury, and 0.01% for cadmium, or qualify for an exemption to these limits as defined in the Annexes of Directive 2000/53/EC (ELV). Regarding the REACH Regulation, the information TE provides on SVHC in articles for this part number is based on the latest European Chemicals Agency (ECHA) 'Guidance on

requirements for substances in articles' posted at this URL: <https://echa.europa.eu/guidance-documents/guidance-on-reach>

## Compatible Parts



TE Part # 141879-1  
250 FASTON,TAB,BR



TE Part # 140814-2  
250 FASTON,TAB,TPBR



TE Part # 726387-2  
250 FASTON TAB TPBR



TE Part # 141878-2  
250 FASTON,TAB,TPBR



TE Part # 1-726389-2  
187 FASTON,FLAG,TAB,TPBR



TE Part # 141879-2  
250 FASTON,TAB,TPBR



TE Part # 1-726386-2  
250 FASTON,TAB,TPBR




TE Part # 140732-2  
250 FASTON,TAB,TPBR




TE Part # 142241-2  
250 FASTON,TAB,TPBR


## Also in the Series | FASTON 250



Compression Connectors(4)



Crimp Terminal Housings(143)




Insertion & Extraction Tools(6)



Magnet Wire Terminals(1)



PCB Terminals(144)



Quick Disconnects(455)



Splices(4)

## Documents

### Product Drawings

#### 250 FASTON TAB TPBR

English

### CAD Files

#### 3D PDF

3D

#### Customer View Model

[ENG\\_CVM\\_CVM\\_928814-1\\_C.2d\\_dxf.zip](#)

English

#### Customer View Model

[ENG\\_CVM\\_CVM\\_928814-1\\_C.3d\\_igs.zip](#)

English

#### Customer View Model

[ENG\\_CVM\\_CVM\\_928814-1\\_C.3d\\_stp.zip](#)

English

By downloading the CAD file I accept and agree to the [Terms and Conditions](#) of use.

### Datasheets & Catalog Pages

#### FASTON PCB Tabs and Receptacles

English

#### PRINTED CIRCUIT BOARD TERMINALS AND DISCONNECTS

English

### Product Specifications

#### Product Specification

English

### Product Environmental Compliance

[MD\\_928814-1\\_08242018228\\_dmtec](#)

English

[MD\\_928814-1\\_08242018228\\_dmtec](#)

English